

RESPONSIBILITY

OVERVIEW

lesson 16



BIG IDEA

Responsibility is to know and do what God and others expect. It involves cooperation, giving your best effort, admitting mistakes, following through with what you say, being reliable.

KEY VERSES

Colossians 3:23-24

Whatever you do, work at it with all your heart, as working for the Lord, not for human masters, since you know that you will receive an inheritance from the Lord as a reward. It is the Lord Christ you are serving.

MATERIALS LIST

- plastic spoons, two per child
- pipe cleaners
- glue dots or hot glue
- wiggly eyes
- chalk or painter's tape
- copies of coloring page





THE INSIGNIFICANT TASK

The day when the jobs were handed out was one of the most exciting for all the children in the class. It took place during the first week of the term. On that day, every boy and girl was given a job for which they would be responsible for the rest of that school year.

As with everything, some jobs were more interesting than others, and the children were eager to be given one of the best ones. When giving them out, the teacher took into account which pupils had been most responsible during the previous year, and those children were the ones who most looked forward to this day. Among them Rita stood out. She was a kind and quiet girl; and during the previous year she had carried out the teacher's instructions perfectly.



All the children knew Rita was the favorite to be given the best job of all: to look after the class dog.


But that year there was a big surprise. Each child received one of the normal jobs, like preparing the book for the lessons, telling the time, or cleaning the blackboard. But Rita's job was very different. She was given a little box containing some sand and one ant. And even though the teacher insisted that this ant was a very special ant, Rita could not help feeling disappointed. Most of her classmates felt sorry for her. They sympathised with her, and remarked at how unfair it was that she had been given that job. Even her father became very angry with the teacher, and, as an act of protest, he encouraged Rita to pay no attention to this insignificant pet. However, Rita, who liked her teacher very much, preferred to show the teacher her error by doing something special with that job of such little interest.

"I will turn this little task into something great," Rita said to herself.

So it was that Rita started investigating all about her little ant. She learned about the different species, and studied everything about their habitats and behavior. She modified the little box to make it perfect for the ant. Rita gave the ant the very best food, and it ended up growing quite a bit bigger than anyone had expected...

One day in spring, when they were in the classroom, the door opened, revealing a man who looked rather important. The teacher interrupted the class with great joy, and said,

"This is Doctor Martinez. He has come to tell us a wonderful piece of news, isn't that right?"



“Exactly”. said the Doctor. “Today they have published the results of the competition, and this class has been chosen to accompany me, this summer, on a journey to the tropical rain forest, where we will be investigating all kinds of insects. Among all the schools of this region, without doubt it is this one which has best cared for the delicate little ant given to you. Congratulations! You will be wonderful assistants!”

That day the school was filled with joy and

celebration. Everyone congratulated the teacher for thinking of entering them in the competition, and they thanked Rita for having been so patient and responsible. And so it was that many children learned that to be given the most important tasks you have to know how to be responsible even in what are apparently the smallest tasks. And without doubt, it was Rita who was most pleased at this, having said to herself so many times “I will turn this little job into something really great”.

DISCUSSION QUESTIONS

- Do you have any responsibilities at school?
- What are your responsibilities at home?
- What would have happened if Rita neglected the ant?
- Did Rita know that Dr. Martinez was having a competition?
- Did Rita care for the ant in order to impress Dr. Martinez or because it was simply the right thing to do?
- Our verse says, “whatever you do, work at it with all your heart, as working for the Lord, not for human masters.” What does it mean to work with all your heart?
- Imagine a taco. What would happen if the dairy farmer decided to not milk his cows? No cheese. What if the butcher decided to not pay the electricity for the refrigerator? No meat. What if the tortilla machine operators stopped maintaining the machines? No tortillas. Name other responsibilities that go into the humble taco.







CRAFT

FRIENDLY ANTS

Make giant, colorful, friendly ants out of spoons.



PREPARATION

- plastic spoons, two per child
- pipe cleaners
- glue dots or hot glue
- wiggly eyes

DIRECTIONS

1. Glue the handles of two spoons together as shown
2. Wrap pipe cleaner tightly around the entire handle area
3. Glue wiggly eyes onto the convex side of one spoon
4. Bend three pipe cleaners in half. Line the bend up with the center of the ant. Wrap tightly then bend to make knees and feet. Repeat for front and back legs.

SIMPLIFIED OPTIONS

- pre-glue the spoon handles
- use self-adhesive wiggly eyes
- add pipe cleaner antennae



SWITCH!

Ppractice teamwork and communication in this fun game of strategy and balance! Students will work together to change positions without knocking any of their teammates off of the line.

PREPARATION

- use the lines in an empty parking lot if available
- draw a line with chalk or lay a long strip of painter's tape
- everyone stands on the line in a specific order (height, alphabetical, etc)

DIRECTIONS

1. For competition split the players into two groups each on their own lines.
2. Each group races to switch positions on the line without falling off the line.
3. At the end of the game, the order of the players should remain exactly how it was before, only in reverse. That means that the player who started on the left end of the line ended on the right end of the line.
4. Option: Number the players to help them remember the order.
5. Variation: If available play on parking lot bumper blocks to add a little height to the activity.
6. Variation: make a wider or narrower line (hint: a wider line is easier).



