

# PEACE

## OVERVIEW

lesson 15



### BIG IDEA

Peace is “freedom from quarrels and disagreement; harmonious relations.” In the public setting, there is peace when there is order and the people feel secure. On an individual basis, peace is a feeling of calmness, tranquility, and inner serenity. It is inner contentment. Peace in any setting is very powerful.

### KEY VERSES

#### Philippians 4:5-7

Let your gentleness be evident to all. The Lord is near. Do not be anxious about anything, but in every situation, by prayer and petition, with thanksgiving, present your requests to God. And the peace of God, which transcends all understanding, will guard your hearts and your minds in Christ Jesus.

### MATERIALS LIST

- raw potato
- plastic straw
- hammer
- pipe cleaners
- colored straws cut into 1” pieces
- pony beads
- wooden beads
- scissors
- sharpies
- straws
- q-tips
- buckets or paper bags
- copies of coloring page





### OBJECT LESSON

1. Show a raw potato, a plastic straw and a hammer.
2. Ask the kids to vote on which object could pierce the potato without damaging it.
3. Have a couple volunteers come up and try.
4. Take a fresh straw, hold it a few inches above the potato and siftly stab the potato (straw and potato should be at right angles).
5. The straw will pierce the potato without destroying it.

### THREE STORIES


#### I Can

One day a girl named Ruth Hana picked up a few aluminum cans outside her apartment and started recycling. Her actions not only helped clean up the streets, but in 14 years, she gathered and recycled over 520,000 aluminum cans, collecting over \$24,000! Ruth donated this money to more than 14 charities. Although one recycled can or one small act may seem insignificant in a quest for world peace, combined and continuous efforts of can have great effect. Perhaps the recycled can brought peace to a refugee camp, or lifesaving treatment for a child.

#### Lincoln's Regret

Abraham Lincoln was one of the most famous presidents of the United States. He was president during a terrible war.

One day one of President Lincoln's army officers him for permission to attend the burial of his wife. Because all officers were needed in an imminent battle, Lincoln gruffly refused. However, the next morning, a repentant Lincoln visited the grieving man. He took his hand and said, "My dear Colonel, I was a brute last night. I have no excuse to offer. I was weary to the last extent; but I had no right to treat a man with rudeness who had offered his life for his country, much more a man who came to me in great affliction. I have had a regretful night, and come now to beg your forgiveness."



### The Picture of Peace

There once was a king who offered a great reward for the best painting of peace. Many artists submitted beautiful works. At last the king narrowed his choice to two paintings. One was a picture of a calm lake, mirroring the tall mountains that surrounded it. Above the mountains, a single wisp of a cloud floated in the sky.

The other picture was of an angry storm pouring torrential rain into a tumultuous river. Mountain crags were illuminated by angry flashes of lightning that burst across the canvas. However, the king saw only the mother bird, nesting in a crevice of a rock, protected from the elements by an overhanging pine branch.

“This,” said the king, “Is the painting for which I have been looking. Peace is not necessarily in pleasant surroundings. It is the calm heart in the midst of life’s storms.”

### Thaw vs Thor

“Thaw with her gentle persuasion is more powerful than Thor with his hammer. The one melts, the other breaks into pieces.”  
 ~ *Henry David Thoreau*

### DISCUSSION QUESTIONS

- Why was the straw more effective than the hammer at piercing the potato? “Peaceful words may seem weak, but when they are sincere they can pierce even the hardest heart.” Do you agree with this statement?
- How did Ruth and her can collecting have a peaceful impact on the world?
- President Lincoln made a harsh choice which he later regretted. Was it too late for him to bring peace to that relationship?
- “Peace is not necessarily only found in pleasant surroundings. It is a calm heart in the midst of life’s storms.” How is it possible to have a calm heart in the midst of chaos?
- Philippians 4:6-7 says “...by prayer and petition, with thanksgiving, present your requests to God. And the peace of God, which transcends all understanding, will guard your hearts and your minds in Christ Jesus.” Discuss.










# PEACE

## CRAFT

lesson 15

### POSABLE SOLDIERS

**M**ake an army of posable pipe cleaner soldiers using pipe cleaner, straws and beads.



### MATERIALS

- pipe cleaners
- colored straws cut into 1" pieces
- pony beads
- wooden beads
- scissors
- sharpies

### DIRECTIONS

1. Twist 3 pipe cleaners together securely in the middle. Bend as shown.
2. Slide 3 pony beads over the two bottom pieces to create the torso.
3. Cut straws into 1 inch pieces.
4. Slide two straws onto each arm.
5. Slide two straws onto each leg with a pony bead in the middle at the knee.
6. Loop the ends of the pipe cleaners to make hands and feet.
7. Draw a face onto the wooden bead and slide over the top two pipe cleaners. Make a tight little loop at the top to keep the head on.
8. Make swords with silver pipe cleaners (optional).

### SIMPLIFIED CRAFT OPTIONS

- Pre-cut straws into 1" pieces
- Use wooden beads with pre-printed faces (eg. emoji beads)



## BLOW DARTS

**R**eady. Aim. Fire! Load a straw with a q-tip and blow it into your team's bucket!

## IMPORTANT NOTE

This game requires blowing q-tips through straws. For safety please have the kids practice blowing the darts in this order. BREATHE. LOAD. BLOW.

1. TAKE A BIG BREATH
2. LOAD THE Q-TIP
3. PUT LIPS TO STRAW AND BLOW

Q-tips are generally soft and harmless, but as a precaution instruct kids NOT to blow darts at other people.

Q-tips will get dirty throughout the game. Use discretion when deciding to reuse.

## DIRECTIONS

- Divide the group into smaller teams of 6-8 kids.
- Give each team a cup full of q-tips (an equal amount per cup)
- Give each child a straw.
- Line teams up behind a rope or tape line.
- Place buckets or paper grocer bags across the play area, one per team.
- On "GO" the first player on each team loads a q-tip into their straw and launches it toward the bucket by blowing.
- The team that gets the most q-tips into their bucket wins!
- Game variation: if a player misses they must retrieve their q-tip and place it back in the cup. First team to get all their q-tips in the bucket wins.

